

Teacher Account Registration

Instructions for Teachers

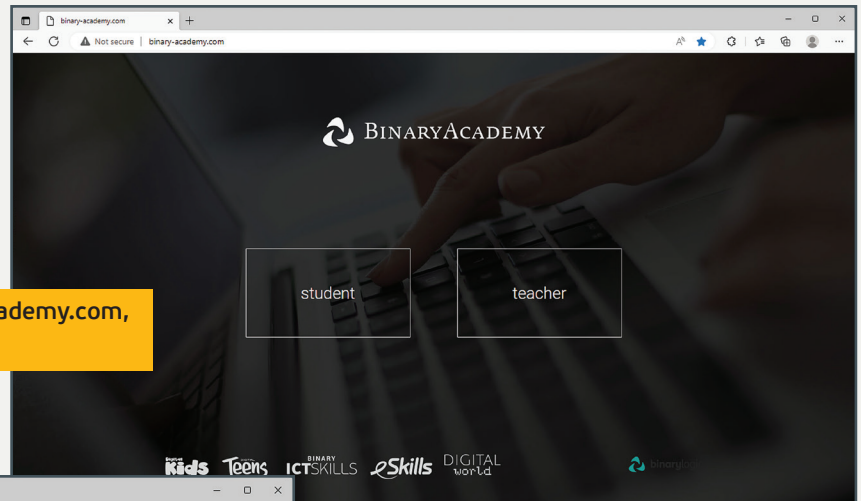


BINARYACADEMY

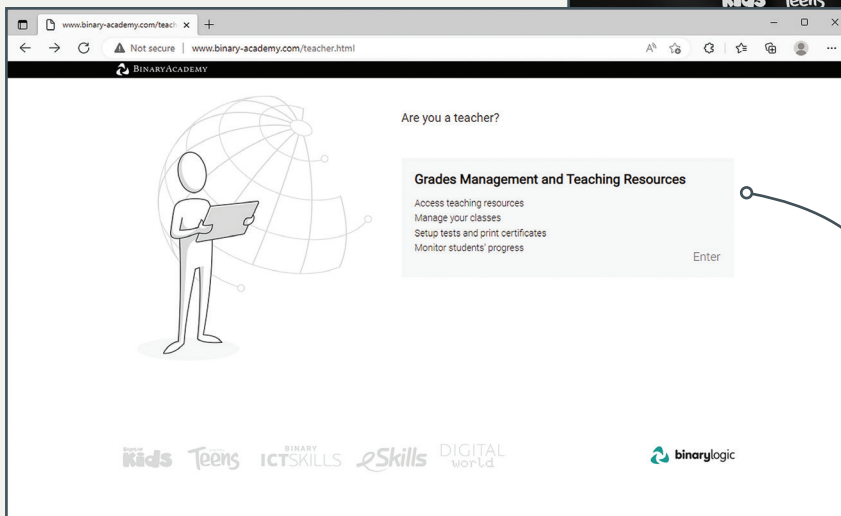
www.binary-academy.com



1 Go to our website www.binary-academy.com, and click **Teacher**.

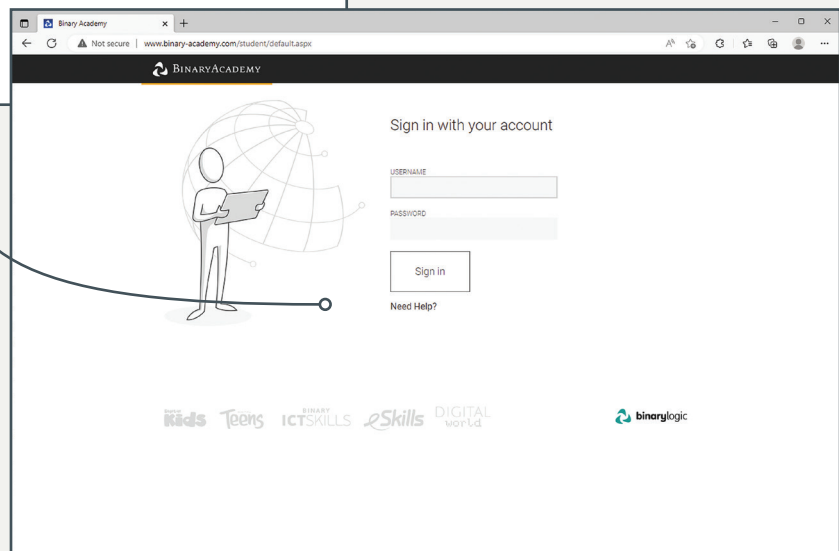


2 Click **Grades Management and Teaching Resources**.



Type the **Username** and **Password** we provided you.

3



If you are not a teacher in a school that uses our material or the school code and school name you entered during registration are wrong, your account will not have access to the online teaching resources.

If your information is correct but you don't have any access several days after you register, please send us an email at support@binarylogic.net with your personal details and your school information.



Add us to your Safe Senders list

To make sure that you receive the email messages you want from Binary Logic and Binary Academy, you should add us to your **Address Book** or your **Safe Senders** list. If your email program/service allows you to add an entire domain to the list of safe senders, add **binarylogic.net** and **binary-academy.com** domains. Otherwise, you will need to add addresses individually to the list of safe senders. Start with **ict@binarylogic.net** and **support@binarylogic.net**.



To complete your registration you will need to:

Check the box that you have read and agreed to our Terms of Use and Privacy Policy.

Binary Academy

Welcome to the new Binary Academy platform!

We are updating your details in our records and we need to have your email address and your consent to proceed.

☐ Check here to indicate that you have read and agree to our Terms of Use and Privacy Policy.

Please type your email address to receive a verification code.

SEND ME THE VERIFICATION CODE

Copy the code you received in your email inbox and click on Verify to complete the verification process.

VERIFY

4

5

Insert your email.
Click **Send me the Verification code.**

6

After you have received the code, type it into the box.
Click **Verify** and **Continue to the site.**

7

You are now logged in.

As a teacher you have access to the classes your supervisor has assigned to you.

You can manage the Online Module Tests, edit grades, click and see the reports and download some useful files.

Contact your school supervisor for your account.

Binary Academy

Welcome John Teacher

My Classes

Students

Grades

Reports

Certificates

Tests

Teaching Resources

School Name: Pioneer Junior Academy (Branch 2)

School Code: 01584

Academy 2023

You are here | Teacher

My Classes

Class : Unsorted students

Username	Last Name	First Name
2067103	Miller	Tony
2067109	Eliot	Carter
2067110	Montana	Maria
2067111	Smith	Juan
2067114	Davis	George
2067115	Smith	Jane
2067116	Eliot	Alexander
2067117	Nadal	Irene

Class : Primary 2 Edit

Username	Last Name	First Name
2093266	Eliot	Marco

Class : Primary 4 Edit

Username	Last Name	First Name
2067129	Smith	Montana
2067130	Nadal	Montana
2067131	Montana	Binet
2067132	Binet	Eliot
2067133	Eliot	Davis
2067134	Davis	Nadal
2067135	Nadal	Montana
2067136	Montana	Binet

Powered by Binary Logic SA. All contents of this website, online and downloadable.



How can the teacher view the online teaching material?



For a teacher to access the Online Teaching Resources, the school must have adopted our ICT series and have a specific number of registered students per grade on the platform. The process is the following:

We create the school account on the BinaryAcademy platform, and one supervisor account and one teacher account are automatically generated and sent to the school.

1

The teacher must activate their account by logging in and providing an email, preferably under the school email domain.

2

After the email verification, the teacher will have restricted access to the teaching Resources of the first module of each grade associated with their school. This access covers the needs for the first 5-6 teaching weeks.

3

During the first days of the school year, the students in each grade must activate their online accounts. Each personal username and password are on a sticker inside their Student's Book.

4

All the teaching resources become available to the teacher for each grade that the number of students reaches or exceeds the minimum required activations (10 students).

5